

## INSECTICIDAL ACTIVITY OF ESSENTIAL OIL FROM SEEDS OF *PONCIRUS TRIFOLIATA* (L.) RAF.

ATIQR RAHMAN\*<sup>1</sup>, SHAH ALAM SIDDIQUI<sup>1</sup>, M OLIUR RAHMAN<sup>2</sup> AND SUN CHUL KANG

*Department of Biotechnology, Daegu University, Kyongsan, Kyoungbook 712-714, South Korea*

*Keywords:* Essential oil, Repellent effect, Fumigant toxicity, *Poncirus trifoliata*

### Abstract

The essential oil from the seeds of oriental medicinal plant *Poncirus trifoliata* (L.) Raf. was tested for repellent and fumigant efficacy on fruit fly (*Drosophila melanogaster*) and mosquito (*Anopheles culicifacies*). The oil showed potent activity with 76.2 and 93.2% mortality in fumigant assay, and 77.1 and 93.2% repellent efficacy on fruit fly at doses of 100 and 200 µg/ml, respectively. The application of oil against mosquito showed 80.0% mortality in fumigant assay and 70.3% repellency at 100 µg/ml dose. Thus, essential oil of *P. trifoliata* seeds can be considered as a potential source of biologically active compounds for pest control.

### Introduction

The fruit fly, *Drosophila melanogaster* belonging to the family Drosophilidae (Order: Diptera) is well-known as a nuisance pest, and very often, they could be harmful to human, animals and fruits. Generally, fruit flies are found in the area of rotten garbage, human or animal waste and carry germs from those areas, and contaminate foods and household utensils. Actually, the flies vomit and leave excrement during their roaming on an object and thus they spread diseases to cause food poisoning and dysentery. Again, adult fruit flies most often lay their eggs in the fresh flesh of fruits and vegetables and the larvae (maggots) hatched from those eggs are feed from those fruit or vegetables, resulting in soft, mushy mess i.e. damaging fruits. Recently, mosquito species are considered as very serious threat to human health worldwide as mosquito plays very important role in transmitting major human diseases and thus imposing a significant economic burden especially to the countries of tropical regions (Karimian *et al.* 2014). As per report of World Health Organization (WHO 2013), mosquitoes are responsible for transmitting diseases to more than 700 million people and 655,000 deaths from malaria every year. *Anopheles culicifacies* is one of the primary malarial vectors (Surendran *et al.* 2006).

Attempt to control pest and manage harm caused by insects has a long and varied history. Synthetic insecticides and fumigants are extensively used for pest control. For instance, bendiocarb (carbamate), malathion (organophosphate), deltamethrin, cyfluthrin,  $\alpha$ -cypermethrin and lambda-cyhalothrin (synthetic pyrethroids) are widely used as insecticides nowadays (Amerasinghe *et al.* 1999). Unfortunately, *A. culicifacies* has already been found to develop tolerance against all those evaluated insecticides (Raghavendra *et al.* 2014). Moreover, these synthetic insecticides have been reported to cause numerous problems such as disturbances of the environment, increasing costs of application, pest resurgence, resistance to pesticides, and lethal effects on non-target organisms in addition to direct toxicity to the users (Wang *et al.* 2011).

\*Author for correspondence: <marahman12@yahoo.com>. <sup>1</sup>Department of Applied Chemistry and Chemical Engineering, Islamic University, Kushtia-7003, Bangladesh. <sup>2</sup>Department of Botany, University of Dhaka, Dhaka 1000, Bangladesh.

In recent years, the essential oil possessing insecticidal properties has attracted great attention in pesticide research (Stefanazzi *et al.* 2011). Botanical pesticides have multifold advantages, i.e. they can provide novel modes of action against insects, may reduce the risk of cross-resistance and offer new leads for designing specific target based molecules (Li *et al.* 2011). Essential oils (EO) are complex mixture of volatile molecules, and have been widely investigated for their efficacy as fumigant, and repellent agent, and found quite promising in developing natural repellents or insecticides (Dutra *et al.* 2016).

*Poncirus trifoliata* (L.) Raf. (Rutaceae) known as trifoliolate orange or Korean bitter orange is a deciduous or semi-deciduous shrub, native to China and Korea. Traditionally, trifoliolate orange (*P. trifoliata*) has been widely used in folk medicine as a remedy for gastritis, dysentery, inflammation and digestive ulcers (Yeung 1985). *P. trifoliata* fruit derived compounds have been reported to have various biological activities including anti-inflammatory, antibacterial and anti-anaphylactic (Kim *et al.* 1999), apoptosis of cancer cells (Rahman *et al.* 2015) and antilisterial (Rahman *et al.* 2012) properties. Several compounds such as poncirin, coumarins, auraptine, hesperidin and naringin have been identified from poncirus fruits (Avula *et al.* 2005). Previously, investigation on chemical composition of the seed essential oil by GC-MS method, and the antibacterial potential of the oil and organic seed extracts of *P. trifoliata* against foodborne pathogens had been reported (Rahman *et al.* 2009). However, so far, there is no available report on insecticidal i.e. fumigant and repellent activity of seed essential oil of *P. trifoliata*. The aim of this study was to determine the repellent and fumigant properties of essential oil against fruit fly (*Drosophila melanogaster*) and mosquito (*Anopheles culicifacies*) to provide an insight about the potentiality of essential oil as effective alternatives to synthetic insecticides.

## Materials and Methods

The fruits of *Poncirus trifoliata* were collected from the local area of Kyongsan, Republic of Korea in September and October, 2007. The plant was identified at the Department of Biotechnology, and a voucher specimen was deposited in the herbarium of College of Engineering, Department of Biotechnology, Daegu University, Republic of Korea.

The seeds were separated from fruits, washed with distilled water and air-dried at room temperature for 5 days. The dried seeds were then pulverized into powdered form by a grinding machine. The dried seed powder (200 g) of *P. trifoliata* was then subjected to hydro-distillation using a Clevenger-type apparatus for 3 hrs. The hydrodistillation of the seeds of *P. trifoliata* gave a yellowish oil with a yield of 0.34% (w/w). The volatile oil was dried over anhydrous Na<sub>2</sub>SO<sub>4</sub> and preserved in a sealed vial at 4°C until further analysis.

To assess the fumigant activity against fruit fly (*Drosophila melanogaster*), the method described by Karr and Coats (1988) was followed. In this study, closed plastic bottles of dimensions (30 × 15 cm), capped with polypropylene stoppers were used. Each of the oranges used in this experiment was cut into two pieces and then the orange pieces were treated with 1 ml solution of oil of 1, 10, 100 and 200 µg/ml (5% DMSO was used in dissolving oil). Twenty adult fruit flies were released into each bottles under experiment. The control was tested applying only 5% DMSO. Then bottles were covered with fine nylon cloth using adhesive tape. The bottles were maintained at 30 ± 1°C with a photoperiod of 16 hrs light/8 hrs dark cycles. Each of the experiment was replicated thrice. The mortality was assessed after 6, 12, 24, 36, 48 and 72 hrs of treatment.

For repellency assay, the method described by Talukder and Howse (1995) was followed. Each of the orange slices (each of the orange was cut into two halves) was treated with any of the specified doses (1, 10, 100 and 200 µg/ml) of seed essential oil, and placed in a plastic bottle (30 ×



**Repellent effect of seed essential oil on fruit fly:** The seed essential oil showed a strong repellency to adult fruit flies and the percentage of repellency is presented in Fig. 2. At the concentration of 100 and 200  $\mu\text{g/ml}$ , the seed essential oil exhibited 77.1 and 93.2% repellency, respectively after 72 hrs of treatment. No effect was found for DMSO in control group. The repellency effect of seed essential oil was found to increase with the increase of time and concentrations indicating the repellent effect was time and dose dependent.

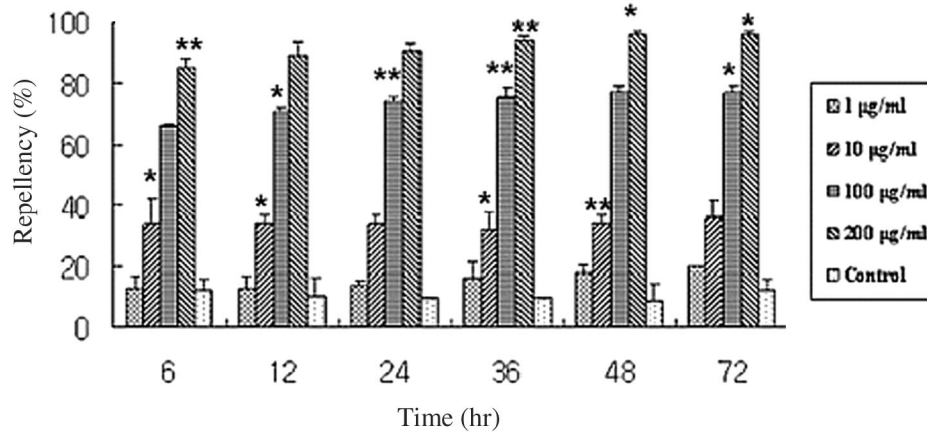


Fig. 2. Repellent effect of seed essential oil of *Poncirus trifoliata* on viability of fruit fly (*Drosophila melanogaster*). Control: 5% DMSO. ( $p < 0.05$  and  $p < 0.01$  compared with control group).

**Fumigant effect of seed essential oil on mosquito:** The toxic effect of seed essential oil on mosquitoes is presented in Fig. 3. The oil showed potent fumigant activity on adult mosquitoes in a dose dependent manner. The mortality rate was 25.1, 50.2 and 80.0% at the doses of 25, 50 and 100  $\mu\text{g/ml}$ , respectively after 6 hrs of treatment and these rates of mortality were found up to 12 hrs. However, no effect was found for the control (5% DMSO) used in the experiment.

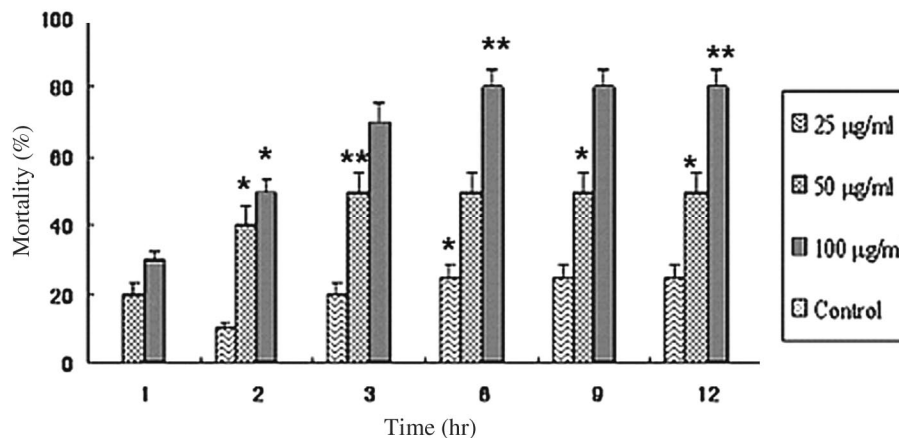


Fig. 3. Insecticidal effect of seed essential oil of *Poncirus trifoliata* on viability of mosquito (*Anopheles culicifacies*). Control: 5% DMSO. ( $p < 0.05$  and  $p < 0.01$  compared with control group).

*Repellent effect of seed essential oil on mosquito:* Different doses of seed essential oil demonstrated significant dose-dependent repellency effect on adult mosquitoes as presented in Fig. 4. With the increase of oil concentration from 25 to 100  $\mu\text{g/ml}$ , the repellency rate also increased from 20.2 to 70.3% as compared to the control group. There was no observable effect for DMSO treatment. It is also apparent that the repellent effect exerted by the oil was significantly influenced by the doses applied and the duration of exposure (Fig. 4).

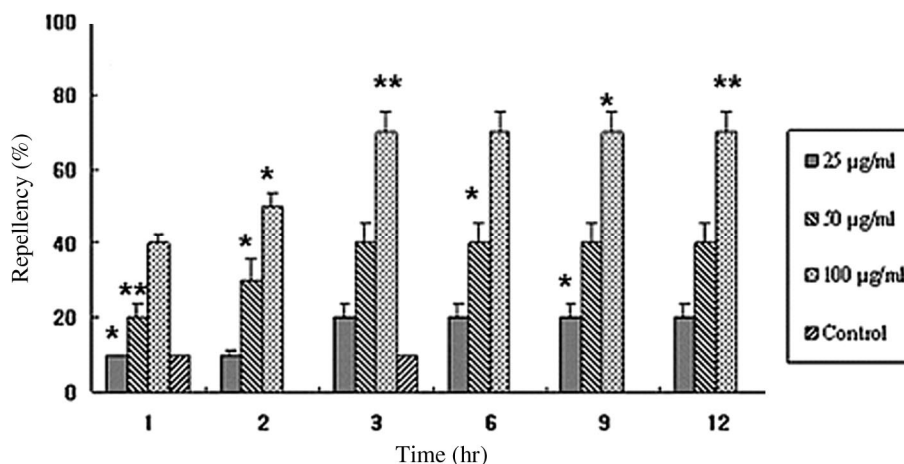


Fig. 4. Repellent effect of seed essential oil of *Poncirus trifoliata* on viability of mosquito (*Anopheles culicifacies*). Control: 5% DMSO. ( $p < 0.05$  and  $p < 0.01$  compared with control group).

In pest control, fumigant compounds are generally used when it becomes necessary to destroy the insect populations directly, whereas, the repellents are more appropriate when the aim of the pest control is not to destroy the population of certain insect species but to reduce their density in specific area of crops or fruits. In this study, the seed essential oil of *P. trifoliata* showed both of the fumigant toxicity and repellent effect significantly against fruit fly and mosquito. In some other studies, different essential oils were found to have similar activities (Konstantopoulou *et al.* 1992, Jacobson 1989) and the results of the present study are in good agreement with those reports. It has been reported that the monoterpenes, sesquiterpenes and oxygenated sesquiterpenes present in essential oils are mainly responsible for insecticidal activity of oil (Isman 2000). The essential oil of *P. trifoliata* was found to contain a complex mixture of sesquiterpenes and oxygenated sesquiterpenes, where veridiflorol (17.34%), spathulenol (14.21%) and  $\alpha$ -caryophyllene (12.32%) were identified as major components of the oil (Rahman *et al.* 2009). The insecticidal properties of veridiflorol, spathulenol and caryophyllene against various insects have already been well documented (Jaenson *et al.* 2006, deMorais *et al.* 2007). In the present experiments, veridiflorol, spathulenol and caryophyllene might play the central role behind the insecticidal effect of the essential oil. The presence of other minor components may contribute some synergetic effect in the insecticidal potential of the oil. Furthermore, as essential oils are comprised of broad-spectrum of components, their mode of action in exerting insecticidal effect could be different (Chiasson *et al.* 2004). As the essential oil under investigation was rich in sesquiterpenes and oxygenated sesquiterpenes, the insecticidal activities might be due to the effect on octopaminergic nervous system of fruit flies or mosquitoes (Enan 2001).

Controlling harmful insects is a global challenge that is growing at an alarming pace these days, more particularly in the developing countries. In order to diminish harmful effects produced by insects, the use of biologically active compounds from natural products needs to be explored. Moreover, the search for novel natural insecticides of plant origin has also been increased. The seed essential oil of *P. trifoliata* would seem to be useful as a natural insecticidal since it contains biologically active vapors of potential secondary metabolites to serve the purpose. This study may also open the window to explore this plant as source of active compounds for bio-preservatives and agro-based pharmaceutical industries.

### Acknowledgements

This work was carried out at the Department of Biotechnology, Daegu University, Kyongsan, Kyongbook 712-714, South Korea.

### References

- Amerasinghe PH, Amerasinghe FP, Konradsen F, Fonseka KT and Wirtz RA 1999. Malaria vectors in a traditional dry zone village in Sri Lanka. *Amer. J. Trop. Med. Hyg.* **60**: 421-429.
- Avula B, Joshi VC, Weerasooriya A, and Khan IA 2005. Liquid chromatography for separation and quantitative determination of adrenergic amines and flavonoids from *Poncirus trifoliatus* Raf. fruits at different stages of growth. *Chromatographia* **62**: 379-383.
- Chiasson H, Vincent C and Bostanian NJ 2004. Insecticidal properties of a Chenopodium-based botanical. *J. Econ. Entomol.* **97**: 1378-1383.
- deMoraes SM, Facundo VA, Bertini LM, Cavalcanti ESB, dos Anjos Junior JF, Ferreira SA, de Brito ES and deSouza Neto MA 2007. Chemical composition and larvicidal activity of essential oils from *Piper* species. *Biochem. System. Ecol.* **35**: 670-675.
- Dutra K de A, Oliveira JV de, Navarro DM do AF, Barbosa DR and Santos JPO 2016. Control of *Callosobruchus maculatus* (FABR.) (Coleoptera: Chrysomelidae: Bruchinae) in *Vigna unguiculata* (L.) Walp. with essential oils from four *Citrus* spp. plants. *J. Stored. Prod. Res.* **68**: 25-32.
- Enan EE 2001. Insecticidal activity of essential oils. *In: Octopaminergic Sites of Action. Proceedings of the ESA 2001 Annual Meeting: An Entomological Odyssey of ESA San Diego CA. USA.*
- Isman MB 2000. Plant essential oils for pest and disease management. *Crop. Prot.* **19**: 603-608.
- Jacobson M 1989. Botanical pesticide: past, present, and future. *In: Arnason JT, Philogene BJR and Morandz, P (Eds), Insecticides of plant origin. ACS Symposium Series No. 387, Amer. Chem. Soc., Washington DC. pp. 1-10.*
- Jaenson TG, Palsson K and Borg-Karlson AK 2006. Evaluation of extracts and oils of mosquito (Diptera: Culicidae) repellent plants from Sweden and Guinea-Bissau. *J. Med. Entomol.* **43**: 113-119.
- Karimian F, Oshaghi MA, Sedaghat MM, Waterhouse RM, Vatandoost H, Hanafi-Bojd AA, Ravasan NM and Chavshin AR 2014. Phylogenetic analysis of the Oriental-Palearctic-Afrotropical members of *Anopheles* (Culicidae: Diptera) based on nuclear rDNA and mitochondrial DNA characteristics. *Jpn. J. Infect. Dis.* **67**: 361-367.
- Karr LL and Coats JR 1988. Insecticidal properties of d-limonene. *J. Pesticide. Sci.* **13**: 287-290.
- Kim DH, Bae EA and Han MJ 1999. Anti-helicobacter pylori activity of the metabolites of poncirin from *Poncirus trifoliata* by human intestinal bacteria. *Biol. Pharm. Bull.* **22**: 422-424.
- Konstantopoulou LL, Vassilopoulou L, Mavragani-Tsipidou P and Scouras ZG 1992. Insecticidal effects of essential oils. A study of the effects of essential oils extracted from eleven Greek aromatic plants on *Drosophila auraria*. *Experientia* **48**: 616-619.
- Li HQ, Bai CQ, Chu SS, Zhou L, Du SS, Liu ZL and Liu QZ 2011. Chemical composition and toxicities of the essential oil derived from *Kadsura heteroclita* stems against *Sitophilus zeamais* and *Meloidogyne incognita*. *J. Med. Plants Res.* **5**: 4943-4948.

- Rahman A, Siddiqui SA, Jakhar R, Kang SC 2015. Growth inhibition of various human cancer cell lines by imperatorin and limonin from *Poncirus trifoliata* Rafin. seeds. *Anticancer Agents Med. Chem.* **5**(2): 236-241.
- Rahman A, Na M and Kang SC 2012. Antilisterial potential of imperatorin and limonin from *Poncirus trifoliata* Rafin. *J. Food. Biochem.* **36**: 217-223.
- Rahman A, Al-Reza SM, Yoon JI and Kang SC 2009. *In vitro* inhibition of foodborne pathogens by volatile oil and organic extracts of *Poncirus trifoliata* Rafin. seeds. *J. Food. Sci. Agric.* **89**: 876-881.
- Raghavendra K, Barik TK, Sharma SK, Das MK, Dua VK, Pandey A, Ojha VP, Tiwari SN, Ghosh, SK and Dash AP 2014. A note on the insecticide susceptibility status of principal malaria vector *Anopheles culicifacies* in four States of India. *J. Vector. Borne. Dis.* **51**: 230-234.
- Rice PJ and Coats JR 1994. Insecticidal properties of several monoterpenoids to the house fly (Diptera: Muscidae), red flour beetle (Coleoptera: Tenebrionidae), and southern maize rootworm (Coleoptera: Chrysomelidae). *J. Economic. Entomol.* **87**: 1172-1179.
- Surendran SN, Ramasamy MS, De Silva BG, and Ramasamy R 2006. *Anopheles culicifacies* sibling species B and E in Sri Lanka differ in longevity and in their susceptibility to malaria parasite infection and common insecticides. *Med. Vet. Entomol.* **20**: 153-156.
- Stefanazzi N, Stadler T and Ferrero A 2011. Composition and toxic, repellent and feeding deterrent activity of essential oils against the stored-grain pests *Tribolium castaneum* (Coleoptera: Tenebrionidae) and *Sitophilus oryzae* (Coleoptera: Curculionidae). *Pest Manag. Sci.* **67**: 639-646.
- Talukder FA and Howse PE 1995. Evaluation of *Aphanamixis polystachya* as a source of repellents, antifeedants, toxicants and protectants in storage against *Tribolium castaneum* (Herbs). *J. Stored Prod. Res.* **31**: 55-61.
- Yeung HC 1985. Handbook of Chinese herbs and formulas. 2nd ed. Institute of Chinese Medicine, Los Angeles, USA. P. 139.
- Wang CF, Yang K, Zhang HM, Cao J, Fang R, Liu ZL, Du SS, Wang YY, Deng ZW and Zhou L 2011. Components and insecticidal activity against the maize weevils of *Zanthoxylum schinifolium* fruits and leaves. *Molecules* **16**: 3077-3088.
- WHO 2013. Factsheet on the World Malaria Report 2013. Geneva: World Health Organization; [Online] Available from: [http://www.who.int/malaria/media/world\\_malaria\\_report\\_2013/en/](http://www.who.int/malaria/media/world_malaria_report_2013/en/)

(Manuscript received on 31 January, 2018; revised on 15 May, 2018)